

Dolphin Coast Closed
A Division

Box 1

| | 1. | 2. | 3. | 4. | 5. |
|-------------------------|-----|------------------|--------------|-----|------------------|
| 1. [1] BRADFORD Francis | | 3-0 | 3-0 | 3-0 | 3-0 |
| 2. [5] HOOSEN Umar | 0-3 | | Opponent W/O | 3-0 | 11-4, 11-7, 11-7 |
| 3. [9] ROWLAND Ryan | 0-3 | W/O | | 1-3 | 3-1 |
| 4. NELSON Anton | 0-3 | 0-3 | 3-1 | | 3-1 |
| 5. JENKINSON Terrence | 0-3 | 4-11, 7-11, 7-11 | 1-3 | 1-3 | |

| Standings | Points | Wins | Losses | Games | Game Pts |
|-------------------------|--------|------|--------|-----------------|------------------|
| 1. [1] Francis BRADFORD | 8 | 4 | 0 | 12 - 0 (100%) | 0 - 0 (0%) |
| 2. [5] Umar HOOSEN | 6 | 3 | 1 | 9 - 3 (75%) | 33 - 18 (64.71%) |
| 3. Anton NELSON | 4 | 2 | 2 | 6 - 8 (42.86%) | 0 - 0 (0%) |
| 4. [9] Ryan ROWLAND | 2 | 1 | 3 | 4 - 10 (28.57%) | 0 - 0 (0%) |
| 5. Terrence JENKINSON | 0 | 0 | 4 | 2 - 12 (14.29%) | 18 - 33 (35.29%) |

Box 2

| | 1. | 2. | 3. | 4. | 5. |
|-----------------------|--------------------------|--------------------------|-----------|--------------|-----------|
| 1. [2] BISHOP Mark | | 11-5, 11-7, 8-11 11-7 | 3-0 | Opponent W/O | 3-0 |
| 2. [6] ISAACS Scott | 5-11, 7-11, 11-8 7-11 | | No Result | 3-0 | 3-0 |
| 3. [10] JOOSUB Rashid | 0-3 | No Result | | No Result | No Result |
| 4. MOXHAM James | W/O | 0-3 | No Result | | No Result |
| 5. DUNCAN Brett | 0-3 | 0-3 | No Result | No Result | |

| Standings | Points | Wins | Losses | Games | Game Pts |
|-----------------------|--------|------|--------|-----------------|------------------|
| 1. [2] Mark BISHOP | 8 | 4 | 0 | 12 - 1 (92.31%) | 41 - 30 (57.75%) |
| 2. [6] Scott ISAACS | 4 | 2 | 1 | 7 - 3 (70%) | 30 - 41 (42.25%) |
| 3. Brett DUNCAN | 0 | 0 | 2 | 0 - 6 (0%) | 0 - 0 (0%) |
| 4. Rudi van RENSBERG | 0 | 0 | 1 | 0 - 3 (0%) | 0 - 0 (0%) |
| 5. [10] Rashid JOOSUB | 0 | 0 | 1 | 0 - 3 (0%) | 0 - 0 (0%) |

Box 3

| | 1. | 2. | 3. | 4. | 5. |
|------------------------------|-----------|-----------|-----------|-----------|-----|
| 1. [3] RICHARDSON Chris | | No Result | 3-1 | 3-0 | 3-0 |
| 2. [7] ISAACS Neil | No Result | | No Result | No Result | 3-0 |
| 3. [11] STAPLETON Brendan | 1-3 | No Result | | 3-1 | 2-3 |
| 4. LOMBAARD Pieter | 0-3 | No Result | 1-3 | | 2-3 |
| 5. MOODLEY Dino | 0-3 | 0-3 | 3-2 | 3-2 | |

Standings

| | Points | Wins | Losses | Games | Game Pts |
|---------------------------|--------|------|--------|----------------|------------|
| 1. [3] Chris RICHARDSON | 6 | 3 | 0 | 9 - 1 (90%) | 0 - 0 (0%) |
| 2. Dino MOODLEY | 4 | 2 | 2 | 6 - 10 (37.5%) | 0 - 0 (0%) |
| 3. [7] Neil ISAACS | 2 | 1 | 0 | 3 - 0 (100%) | 0 - 0 (0%) |
| 4. [11] Brendan STAPLETON | 2 | 1 | 2 | 6 - 7 (46.15%) | 0 - 0 (0%) |
| 5. Pieter LOMBAARD | 0 | 0 | 3 | 3 - 9 (25%) | 0 - 0 (0%) |

Box 4

| | 1. | 2. | 3. | 4. | 5. |
|------------------------------|-----------|--------------|-----|-----|-----------|
| 1. [4] NAGEL Terry-Shayne | | 3-1 | 3-0 | 3-1 | No Result |
| 2. [8] KHUMALO Bongumusa | 1-3 | | W/O | 3-2 | 3-0 |
| 3. [12] GOVENDER Stanton | 0-3 | Opponent W/O | | 3-1 | 3-1 |
| 4. ALLBON Shaun | 1-3 | 2-3 | 1-3 | | 3-0 |
| 5. BOUWER Colin | No Result | 0-3 | 1-3 | 0-3 | |

Standings

| | Points | Wins | Losses | Games | Game Pts |
|---------------------------|--------|------|--------|----------------|------------|
| 1. [4] Terry-Shayne NAGEL | 6 | 3 | 0 | 9 - 2 (81.82%) | 0 - 0 (0%) |
| 2. [12] Stanton GOVENDER | 6 | 3 | 1 | 9 - 5 (64.29%) | 0 - 0 (0%) |
| 3. [8] Bongumusa KHUMALO | 4 | 2 | 2 | 7 - 8 (46.67%) | 0 - 0 (0%) |
| 4. Shaun ALLBON | 2 | 1 | 3 | 7 - 9 (43.75%) | 0 - 0 (0%) |
| 5. Colin BOUWER | 0 | 0 | 3 | 1 - 9 (10%) | 0 - 0 (0%) |

1/2 Playoff

Box 1: 1st

A1
Box 3: 1st

A3

Box 2: 1st

A2
Box 4: 1st

3/4 Playoff

A1
B1
A2

5/6 Playoff

Box 1: 2nd
C1
Box 3: 2nd

C3

Box 2: 2nd
C2
Box 4: 2nd

7/8 Playoff

C1
D1
C2

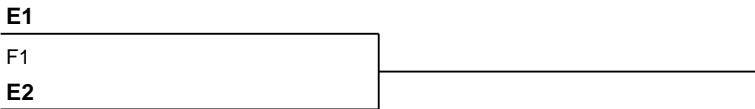
9/10 Playoff

Box 1: 3rd
E1
Box 3: 3rd

E3

Box 2: 3rd
E2
Box 4: 3rd

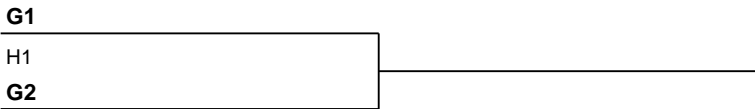
11/12 Playoff




13/14 Playoff



15/16 Playoff



17/18 Playoff



19/20 Playoff

